

Hardware solutions for PACS supported by Barco &

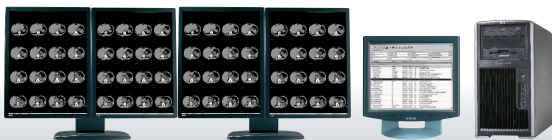
Visually intensive medical applications (PACS) require professional quality workstations, as consumer-grade systems may not meet the power, cooling or reliability specifications demanded by your customers and clients.

Using the proper workstation ensures optimal performance of your Barco display systems. The following models have been tested and validated to work properly with Barco's imaging products.



Dual-head grayscale displays (2/3/5MP) with color navigational display

Slot	xw4600	Graphics Card	xw6600*	Graphics Card	xw8600*	Graphics Card	xw9400	Graphics Card
1	PCIe x1		PCIe x8 (x4)		PCI 32/33		PCIe x16 (x8)	MXRT 1150 MXRT 2150
2	PCIe x16	MXRT 1150 MXRT 2150	PCIe x16	MXRT 1150 MXRT 2150	PCIe x16	MXRT 1150 MXRT 2150	PCIe x16	BarcoMed MXRT 5200
3	PCIe x8 (x4)		PCIe x8 (x4)		PCIe x8 (x4)		PCI 32	
4	PCIe x16	BarcoMed MXRT 5200	PCIe x16	BarcoMed MXRT 5200	PCIe x16 (x16: x8)	BarcoMed MXRT 5200	PCIe x16 (x8)	
5	PCI 32/33		PCI 32/33		PCIe x8 (x1: x8)		PCIe x16	
6	PCI 32/33		PCI 32/33		PCIe x8 (x4)		PCI-X 100	
7	PCI 32/33		N/A		PCI-X 133		PCI-X 100/133	

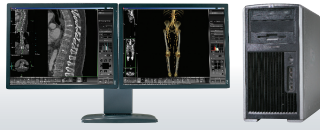


Quad-head grayscale displays (2/3/5MP) with color navigational display

Slot	xw4600**	Graphics Card	xw6600*	Graphics Card	xw8600*	Graphics Card	xw9400	Graphics Card
1	PCIe x1	MXRT 1150	PCIe x8 (x4)	MXRT 1150 MXRT 2150	PCI 32/33		PCIe x16 (x8)	MXRT 1150 MXRT 2150
2	PCIe x16	BarcoMed MXRT 5200	PCIe x16	BarcoMed MXRT 5200	PCIe x16	BarcoMed MXRT 5200	PCIe x16	BarcoMed MXRT 5200
3	PCIe x8 (x4)		PCIe x8 (x4)		PCIe x8 (x4)		PCI 32	
4	PCIe x16	BarcoMed MXRT 5200	PCIe x16	BarcoMed MXRT 5200	PCIe x16 (x16: x8)	BarcoMed MXRT 5200	PCIe x16 (x8)	
5	PCI 32/33		PCI 32/33		PCIe x8 (x1: x8)		PCIe x16	BarcoMed MXRT 5200
6	PCI 32/33		PCI 32/33		PCIe x8 (x4)	MXRT 1150 MXRT 2150	PCI-X 100	
7	PCI 32/33		N/A		PCI-X 133		PCI-X 100/133	

* Open-ended PCIe connector allows PCIe x16 card to plug into PCIe x8 slot on xw6600 and xw8600 workstations

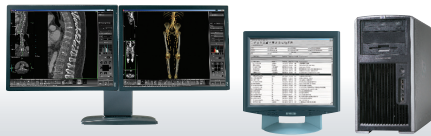
** xw4600 / 525 watt power supply option recommended for quad-head configuration containing 2- MXRT 5200 boards



Dual-head color displays (2/3/4MP)

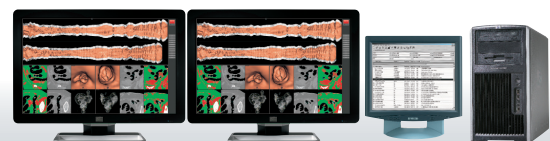
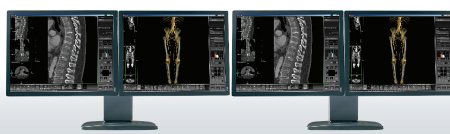
Single-head color display (6MP)

Slot	xw4600	Graphics Card	xw6600*	Graphics Card	xw8600*	Graphics Card	xw9400	Graphics Card
1	PCIe x1		PCIe x8 (x4)		PCI 32/33		PCIe x16 (x8)	
2	PCIe x16	MXRT 5200	PCIe x16	MXRT 5200	PCIe x16	MXRT 5200	PCIe x16	MXRT 5200
3	PCIe x8 (x4)		PCIe x8 (x4)		PCIe x8 (x4)		PCI 32	
4	PCIe x16		PCIe x16		PCIe x16 (x16: x8)		PCIe x16 (x8)	
5	PCI 32/33		PCI 32/33		PCIe x8 (x1: x8)		PCIe x16	
6	PCI 32/33		PCI 32/33		PCIe x8 (x4)		PCI-X 100	
7	PCI 32/33		N/A		PCI-X 133		PCI-X 100/133	



Dual-head color displays (2/3/4MP) and single-head color display (6MP) with navigational display

Slot	xw4600	Graphics Card	xw6600*	Graphics Card	xw8600*	Graphics Card	xw9400	Graphics Card
1	PCIe x1		PCIe x8 (x4)		PCI 32/33		PCIe x16 (x8)	MXRT 1150 MXRT 2150
2	PCIe x16	MXRT 1150 MXRT 2150	PCIe x16	MXRT 1150 MXRT 2150	PCIe x16	MXRT 1150 MXRT 2150	PCIe x16	MXRT 5200
3	PCIe x8 (x4)		PCIe x8 (x4)		PCIe x8 (x4)		PCI 32	
4	PCIe x16	MXRT 5200	PCIe x16	MXRT 5200	PCIe x16 (x16: x8)	MXRT 5200	PCIe x16 (x8)	
5	PCI 32/33		PCI 32/33		PCIe x8 (x1: x8)		PCIe x16	
6	PCI 32/33		PCI 32/33		PCIe x8 (x4)		PCI-X 100	
7	PCI 32/33		N/A		PCI-X 133		PCI-X 100/133	



Quad-head color displays (2/3/4MP) and dual-head color displays (6MP) with navigational display

Slot	xw4600**	Graphics Card	xw6600*	Graphics Card	xw8600*	Graphics Card	xw9400	Graphics Card
1	PCIe x1		PCIe x8 (x4)	MXRT 1150 MXRT 2150	PCI 32/33		PCIe x16 (x8)	MXRT 1150 MXRT 2150
2	PCIe x16	MXRT 5200	PCIe x16	MXRT 5200	PCIe x16	MXRT 5200	PCIe x16	MXRT 5200
3	PCIe x8 (x4)	MXRT 1150 MXRT 2150	PCIe x8 (x4)		PCIe x8 (x4)		PCI 32	
4	PCIe x16	MXRT 5200	PCIe x16	MXRT 5200	PCIe x16 (x16: x8)	MXRT 5200	PCIe x16 (x8)	
5	PCI 32/33		PCI 32/33		PCIe x8 (x1: x8)		PCIe x16	MXRT 5200
6	PCI 32/33		PCI 32/33		PCIe x8 (x4)	MXRT 1150 MXRT 2150	PCI-X 100	
7	PCI 32/33		N/A		PCI-X 133		PCI-X 100/133	

* Open-ended PCIe connector allows PCIe x16 card to plug into PCIe x8 slot on xw6600 and xw8600 workstations

** xw4600 / 525 watt power supply option recommended for quad-head configuration containing 2- MXRT 5200 boards

Workstation	Power Supply
xw4600	475 W std., 525 opt.
xw6600	650 W
xw8600	800 W std., 1050 W opt.
xw9400	1050 W

Display Controller	Dimensions	Power
BarcoMed	3.75" H x 6.75" L (single-slot)	15 W - max
MXRT 1150/2150	2.3" H x 6.6" L (small form factor)	25 W - max
MXRT 5200	4.375" H x 9.0" L (single-slot)	75 W - max